



Bespoke Contemporary Slatted Panel Styles

- In all styles (i.e. 45/10) the 45 refers to the height of the slat in millimetres and the 10 the size of the gap between the slats.
- All slats unless otherwise specified are 14mm in thickness and we use a 10mm thick vertical batten on the back of the panels.
- Hit & Miss panels provide greater privacy covering the gap between slats. These are made in the same way as a standard panel, but with additional horizontal slats fixed to the vertical from the back of the panel. Therefore the fixings for these panels are visible from the rear.


Narrow slat
(20mm)



10mm gaps (20/10)



15mm gaps (20/15)




25mm gaps (20/25)


Regular slat
(30mm)




5mm gaps (30/5)



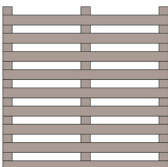
10mm gaps (30/10)




15mm gaps (30/15)



20mm gaps (30/20)




25mm gaps (30/25)




30mm gaps (30/30)

Wide slat
(45mm)



5mm gaps (45/5)




10mm gaps (45/10)



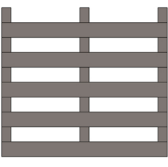
15mm gaps (45/15)



20mm gaps (45/20)

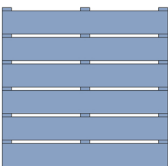


25mm gaps (45/25)




45mm gaps (45/45)

Extra wide slat
(70mm)



10mm gaps (70/10)




20mm gaps (70/25)



35mm gaps (70/35)

Angled slat
(45mm)



Louvered